


**Model Number**  
 AA1-1XXXX-1XXXX-XX  
 AA1-2XXXX-1XXXX-XX  
 AA2-1XXXX-1XXXX-XX  
 AA2-2XXXX-1XXXX-XX



www.norix.com • TEL 800 234-4900

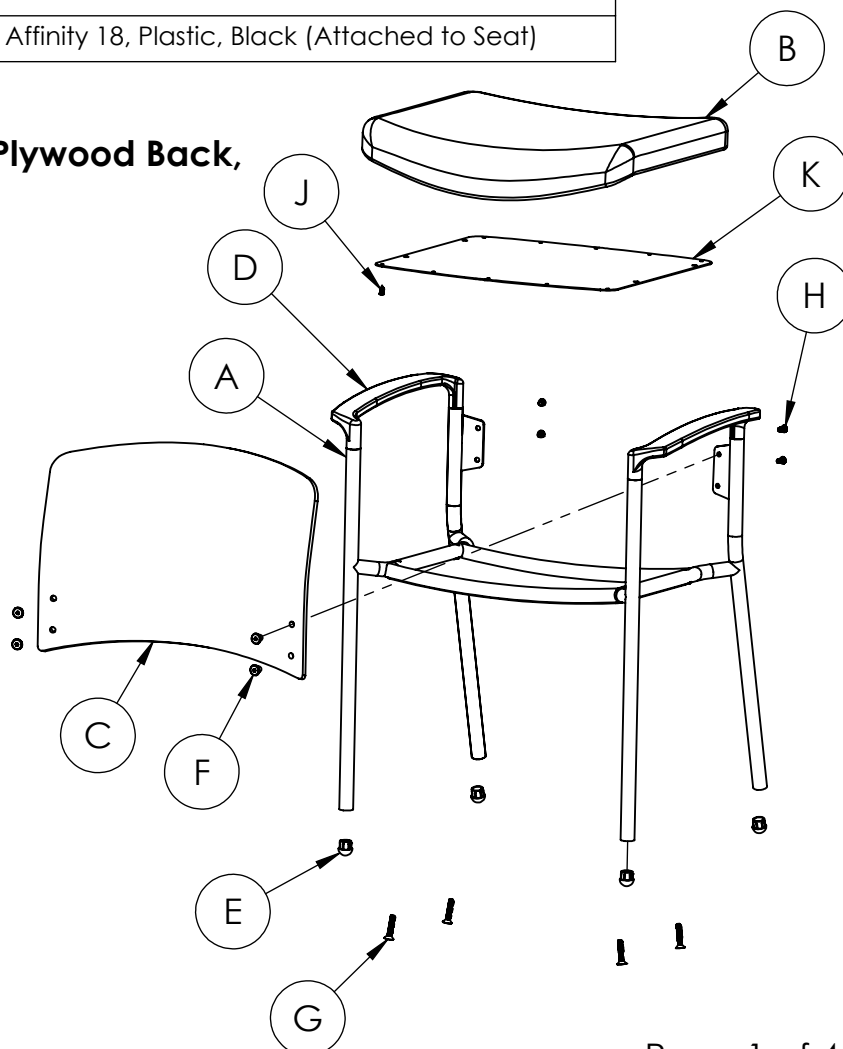
Assembly Notes: Norix is not responsible for any damage due to improper installation. If your shipment does not match the parts list, please contact Norix Customer Service at 800-234-4900. Norix reserves the right to modify design specifications at any time without an obligation to owners of previously sold products.

PARTS LIST				Tools Needed
ITEM NO.	QTY	PART NUMBER	DESCRIPTION	Low RPM Variable Speed Drill
A	1	060-309	Steel Frame, Affinity, 18 in Wide, 4 Point Arm	T-15 Pin in Torx Driver
B	1	007-A350-XXXX	Affinity, Upholstered Seat Cushion	T-27 Pin in Torx Driver
C	1	005-255-WXX	Affinity, Wood Back Form, Finished, 18 in	M4 Hex Driver
D	2	029-308	Affinity, Molded Arm Cap, Black	Rubber Mallet
E	4	027-216	Insert, Domed, Round, 7/8 Dia	
F	4	025-070	Nut, Decorative, 1/4-20, Nickel	
G	4	021-197	Screw, Machine 1/4"-20 X 1-1/2", FH, Pin in Torx® T-30, Zinc	
H	4	021-068	Screw, Machine, 1/4-20 X 0.5 L Button Head Pin In Torx®, Steel, Zinc	
J	1	021-162	Screw, Number 8 X 0.50 L, BH, Pin-In-Torx T-15, Blk Ox (Attached to Seat)	
K	1	001-421	Cover, Seat Bottom, Affinity 18, Plastic, Black (Attached to Seat)	

### AA1-2XXXX-1XXXX-XX Affinity, 4 Leg Arm Chair, Finished Plywood Back, Upholstered Seat

**Do not overtighten hardware.**

- Glide Inserts**  
 Assemble (4) Domed Inserts E to Frame A, using a rubber mallet.
- Seat Cushion**  
 Assemble Seat Cushion B to Frame A using (4) Screws G. (Bottom Cover K should already be attached to Cushion with (10) Screws J).
- Seat Back**  
 Assemble Seat Back C to Frame A using (4) Decorative Nuts F and (4) Screws H.




## PARTS LIST

ITEM NO.	QTY	PART NUMBER	DESCRIPTION
A	1	060-309	Steel Frame, Affinity, 18 in Wide, 4 Point Arm
B	1	007-A350-XXXX	Affinity, Upholstered Seat Cushion
C	1	007-A452-XXXX	Affinity, Upholstered Back Cushion
D	2	029-308	Affinity, Molded Arm Cap, Black
E	4	027-216	Insert, Domed, Round, 7/8 Dia
F	4	021-197	Screw, Machine 1/4"-20 X 1-1/2", FH, Pin in Torx® T-30, Zinc
G	4	021-070	Screw, Machine 1/4"-20 X 3/4"L, BH, Pin in Torx® T27, Zinc
H	10	021-162	Screw, Number 8 X 0.50 L, BH, Pin-In-Torx T-15, Blk Ox (Attached to Seat)
J	1	001-421	Cover, Seat Bottom, Affinity 18, Plastic, Black (Attached to Seat)

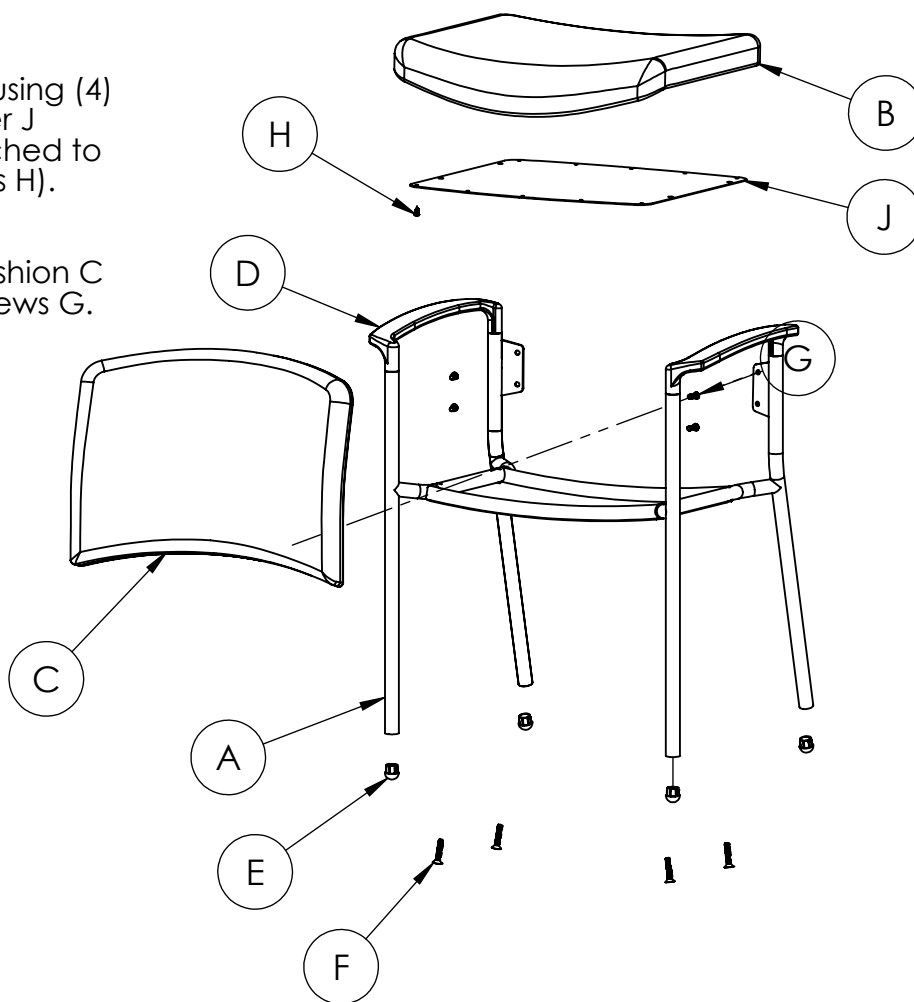
### AA1-1XXXX-1XXXX-XX

### Affinity, 4 Leg Arm Chair, Upholstered Back & Seat

**Do not overtighten hardware.**



1. Glide Inserts  
Assemble (4) Domed Inserts E to Frame A, using a rubber mallet.
2. Seat Cushion  
Assemble Seat Cushion Assembly B to Frame A using (4) Screws F. (Bottom Cover J should already be attached to Cushion with (10) Screws H).
3. Seat Back  
Assemble Seat Back Cushion C to Frame A using (4) Screws G.




## PARTS LIST

ITEM NO.	QTY	PART NUMBER	DESCRIPTION
A	1	060-310	Steel Frame, Affinity, 18 in Wide, 4 Point Armless
B	1	007-A350-XXXX	Affinity, Upholstered Seat Cushion
C	1	005-255-WXX	Affinity, Wood Back Form, Finished, 18 in
D	8	027-216	Insert, Domed, Round, 7/8 Dia
E	4	025-070	Nut, Decorative, 1/4-20, Nickel
F	4	021-197	Screw, Machine 1/4"-20 X 1-1/2", FH, Pin in Torx® T-30, Zinc
G	4	021-068	Screw, Machine, 1/4-20 X 0.5 L Button Head Pin In Torx®, Steel, Zinc
H	10	021-162	Screw, Number 8 X 0.50 L, BH, Pin-In-Torx T-15, Blk Ox (Attached to Seat)
J	1	001-421	Cover, Seat Bottom, Affinity 18, Plastic, Black (Attached to Seat)

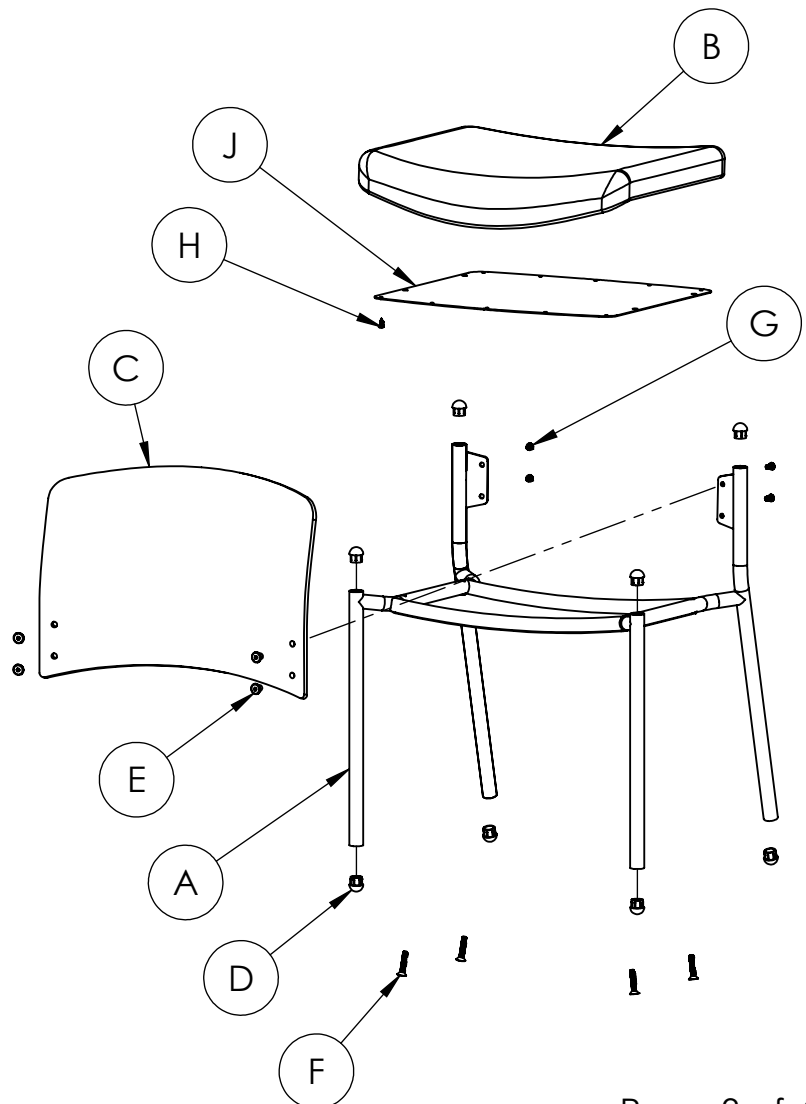
### AA2-2XXXX-1XXXX-XX

### Affinity, 4 Leg Armless Chair, Finished Plywood Back, Upholstered Seat

**Do not overtighten hardware.**



- Glide Inserts  
Assemble (8) Domed Inserts D to Frame A, using a rubber mallet.
- Seat Cushion  
Assemble Seat Cushion Assembly B to Frame A using (4) Screws F. (Bottom Cover J should already be attached to Cushion with (10) Screws H).
- Seat Back  
Assemble Seat Back C to Frame A using (4) Decorative Nuts E and (4) Screws G.



## PARTS LIST

ITEM NO.	QTY	PART NUMBER	DESCRIPTION
A	1	060-310	Steel Frame, Affinity, 18 in Wide, 4 Point Armless
B	1	007-A350-XXXX	Affinity, Upholstered Seat Cushion
C	1	007-A452-XXXX	Affinity, Upholstered Back Cushion
D	8	027-216	Insert, Domed, Round, 7/8 Dia
E	4	021-197	Screw, Machine 1/4"-20 X 1-1/2", FH, Pin in Torx® T-30, Zinc
F	4	021-070	Screw, Machine 1/4"-20 X 3/4"L, BH, Pin in Torx® T27, Zinc
G	10	021-162	Screw, Number 8 X 0.50 L, BH, Pin-In-Torx T-15, Blk Ox (Attached to Seat)
H	1	001-421	Cover, Seat Bottom, Affinity 18, Plastic, Black (Attached to Seat)

### AA2-1XXXX-1XXXX-XX

### Affinity, 4 Leg Armless Chair, Upholstered Back & Seat

**Do not overtighten hardware.**

1. Glide Inserts  
Assemble (8) Domed Inserts D to Frame A, using a rubber mallet.
2. Seat Cushion  
Assemble Seat Cushion Assembly B to Frame A using (4) Screws E. (Bottom Cover H should already be attached to Cushion with (10) Screws G).
3. Seat Back  
Assemble Seat Back Cushion C to Frame A using (4) Screws F.

